

# Library instruction Bibits

## Step 1: Go to the library website

Go to <http://thuas.com/library>. Click on **ILS curriculum – Training activities (Bibits/HIT)** (below Information literacy skills).

THE HAGUE  
UNIVERSITY OF APPLIED SCIENCES  
LIBRARY

Programmes Study choice Research About THUAS Search Nederlands Login

## Library

Books, magazines, e-books, DVDs and databases – you will find these and much more, in the library of The Hague University of Applied Sciences.

Contact E-helpdesk

Quick to Databases of the week Library FAQ Opening hours and contact

### News

- Library Opening Hours – 2023 Summer Vacation
- Do you need a place to study during the library's summer closure?
- Automatic transcription with Amberscript
- Easily borrow e-books with Adobe Digital Editions
- Change of user licence for Boomportal and Boom Digital Library (BDB)
- Problems with databases overview

### Search and find

- Library catalogue
- A-Z digital sources / databases
- E-Publication Finder
- Journals
- Theses and publications (HBO-K)
- E-books
- Audiovisual media
- Full text tools
- Check your reading lists 2023-2024

### Research

- What is Open Access?
- Create a reference list / bibliography (RefWorks)
- Qualitative research data analysis (ATLAS.ti)
- Prize parade 2023
- HHs research publications OA available
- Automatic transcription with Amberscript

### Education

- ILS curriculum – Training activities (Bibits/HIT)**
- Copyright and plagiarism
- Scoring rubric for information literacy
- APA Style Manual
- APA Style Blog
- Webinars and training on databases and tools

### Library Service

- Forms
- Borrowing, renewing, reserving
- Using other libraries
- Requesting material from other libraries (interlibrary loan)
- Library app
- New additions to the library

### About the library

- Opening hours and contact
- Who does what?
- Library rules
- Code of Conduct HHs
- Frequently Asked Questions
- Results Library Satisfaction Survey

## E-helpdesk

Questions or tips?

Send them to the E-helpdesk

Privacy statement Cookies Disclaimer How to apply Contact

f y t i n

THE HAGUE UNIVERSITY OF APPLIED SCIENCES LIBRARY

Scroll down and click on **Bibits** (in the table).

ILS Curriculum	Course	Format	Target group	Learning goals
1.	<b>Bibits</b>	Online (on request, supervised by an information literacy specialist)	First-year students	<a href="#">Learning goals</a> <a href="#">Bibits</a>
2.	<b>HIT</b>	Online (on request, supervised by an information literacy specialist)	First-year and second-year students (a follow-up to Bibits)	<a href="#">Learning goals HIT</a>
3.	<b>Workshop</b>	Lecture (on request, given by an information literacy specialist)	Third and fourth-year students (follow-up to previous courses / students working on their thesis/graduation projects)	<a href="#">Learning goals</a> <a href="#">Workshop</a>
4.	<b>RefWorks</b>	Lecture (on request, given by an information literacy specialist)	Third and fourth-year students (students working on their thesis/graduation projects)	<a href="#">Learning goals</a> <a href="#">RefWorks</a>
5.	<b>ATLAS.ti</b>	Lecture (on request, given by an information literacy specialist)	Third and fourth-year students (students working on their thesis/graduation projects)	<a href="#">Learning goals</a> <a href="#">ATLAS.ti</a>

## Step 2: Login on e-campus

**Log in** with your HHS account. IF you are on a computer inside the school, you do not have to log in.

**DE HAAGSE HOGESCHOOL**

**Sign in**

username@hhs.nl or studentnumber@student.hhs.nl

[Can't access your account?](#)

Sign in with your employee or student account.  
Staff: username@hhs.nl  
Student: studentnumber@student.hhs.nl

---

**DE HAAGSE HOGESCHOOL**

← biblhhs@student.hhs.nl

**Enter password**

Password

[Forgot my password](#)

Sign in with your employee or student account.  
Staff: username@hhs.nl  
Student: studentnumber@student.hhs.nl

Sign-in options

Choose in the next window for **Proceed to HIT**. Sharing this information is not associated with any risks.

Login via SURFconext

Review your information that will be shared.

HITonline (migratie) - U&I e-learning will receive

First name: Leen

Surname: Liefcoens

Email address: dsgtmp953@student.hhs.nl

Affiliation: student

Organization: hhs.nl

provided by The Hague University of Applied Science (THUAS) [Something incorrect?](#)

Identifier: f69fee49e46fb142e807f883dedfc0367bdf6ded

provided by SURFconext [Explanation](#)

**HITonline (migratie) - U&I e-learning** (offered by U&I e-learning) needs this information to function properly.

**SURFconext** is being used by your institution to securely send your information to HITonline (migratie) - U&I e-learning (read more about SURFconext).

**Proceed to HITonline (migratie) - U&I e-learning**

Cancel

Select your **language** (the language in which your study is given) and click on the **arrow**.

Choose your language

English Nederlands

→

### Step 3: select Bibits

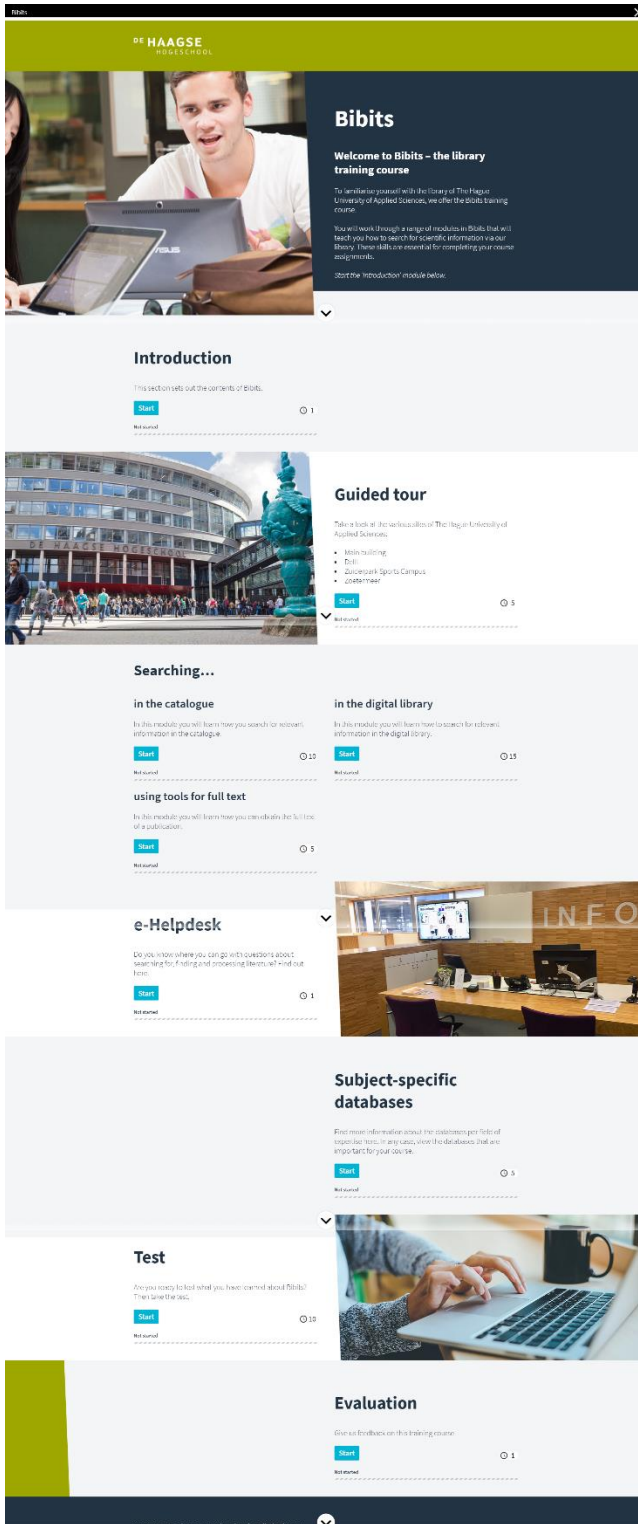
Click on **Bibits**.



## Step 4: go through Bibits

Go through all the parts of the instruction, starting with the introduction.

Click each time on  to start a part.



**DE HAAGSE**  
HOGESCHOOL

### Bibits

**Welcome to Bibits – the library training course**

To familiarise yourself with the library of The Hague University of Applied Sciences, we offer the Bibits training course.

You will work through a range of modules in Bibits that will teach you how to search for scientific information via our library. These skills are essential for completing your course assignments.

Start the 'Introduction' module below.

---

#### Introduction

This section sets out the contents of Bibits.

[Start](#) 0 / 1

---

#### Guided tour

Take a look at the various facilities of The Hague University of Applied Sciences.

- Media training
- EBI
- Zandvoort Sports Campus
- Coöpermeer

[Start](#) 0 / 5

---

#### Searching...

##### in the catalogue

In this module you will learn how you search for relevant information in the catalogue.

[Start](#) 0 / 13

##### in the digital library

In this module you will learn how to search for relevant information in the digital library.

[Start](#) 0 / 15

---

##### using tools for full text

In this module you will learn how you can identify the full text of a publication.

[Start](#) 0 / 5

---

#### e-Helpdesk

Do you know where you can go with questions about searching for finding and processing. Items will find out here.

[Start](#) 0 / 1

---

#### Subject-specific databases

Find more information about the databases you find of specific terms. In any case, visit the databases that are important for your course.

[Start](#) 0 / 5

---

#### Test

Are you ready to test what you have learned about Bibits? Then take the test.

[Start](#) 0 / 10

---

#### Evaluation


Give us feedback on this training course.

[Start](#) 0 / 1

© 2023-2024 - The Hague University of Applied Sciences

View the information of your location in the **Guided tour** module.


Guided tour



**Main building**

The main building is a self-service library with a very wide range and an in-service section for the borrowing and return of materials. You will find all materials to read in, almost a hundred computer workstations and individual workspaces where you can work in silence.


[Start](#)



**Zuiderpark Sports Campus**

The Zuiderpark Sports Campus is a self-service library with a collection in the field of sports, recreation and leisure management. The UAO (organisational teacher (training), Sports Science and International Sports Management) are located here.


[Start](#)



**Delft**

The Delft site is an annexed library with a basic collection of books and journals on their site. In addition you will find there is a self-service section for the borrowing and return of materials and a few places where you can work quietly.

[Start](#)




**Zoetermeer**

The Zoetermeer site is a self-service library with a basic collection of books and journals and IT and technology. A self-service section for the borrowing and return of materials and a few places where you can read quietly. You can also copy and print here.

[Start](#)

Click on the X at the top right of the screen to return to the Bibbits main page.

The modules under **Searching...** consist of various sections. Click on each section to start it.



**Searching for your book or other materials in the catalogue**


To find out which materials you can find at the library, just consult the catalogue. In the catalogue, you can see whether an item is in the rack, where it can be found in the rack and whether it is available or has been loaned out.

In the catalogue you can search for:


- Books
- Journals
- CDs and DVDs
- E-books (restricted)
- E-journals (restricted and no articles)

The catalogue can be found at <http://thuas.com/library> under Catalogue or via the direct link <http://catalogue.hhs.nl>.


**Sections**




Searching using the catalogue




Locating materials



Search options



Selecting and refining results from the catalogue



Renewing materials

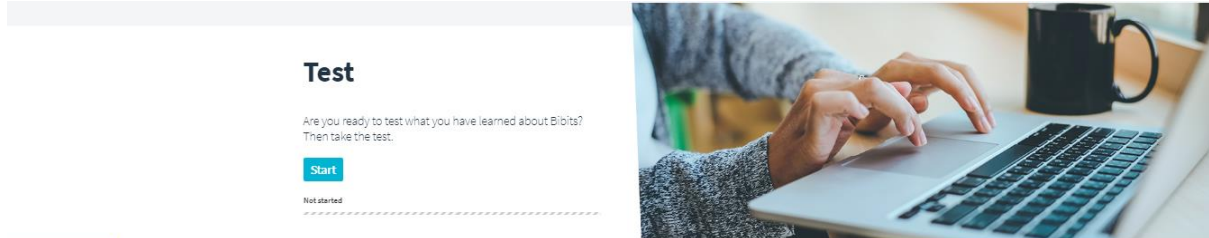
If you have completed all activities on this page, click the X button in the upper right corner of the screen to return to the Bibbits home page.

In the **Study specific sources** you will find more information about the databases per field of expertise here. In any case, view the databases that are important for your course.

Subject-specific databases	
Databases	
	<b>Public management &amp; Law</b>
<b>Public management &amp; Law</b> >	<b>Public management and Law</b> >
Communication >	HeinOnline >
Economics >	Legal Intelligence (Only available in Dutch) >
Education >	Taylor & Francis Online >
Health >	Westlaw >
IT & Design >	Political Science Complete >
Management >	Political Science Database >
Marketing >	
Politics >	
Social Work >	
Sports >	
Engineering >	

When you have completed all the parts, you can test your knowledge via the **test**.

Click on **Start** to open the test.



You can immediately retake the test by closing the test and restart. The test results will be stored automatically, you don't need to print or save them.

Give us feedback on what you think of Bibits by answering the 3 questions in the **Survey** section.

